

## Glossary of Terms take from the Ontario Curriculum Document for Grade 9 & 10 Mathematics, 2005

The following definitions of terms are intended to help teachers and parents/guardians use this document. It should be noted that, where examples are provided, they are suggestions and are not meant to be exhaustive.

**acute triangle.** A triangle in which each of the three interior angles measures less than  $90^\circ$ .

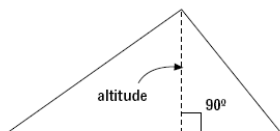
**algebra tiles.** Manipulatives that can be used to model operations involving integers, polynomials, and equations. Each tile represents a particular monomial, such as 1,  $x$ , or  $x^2$ .

**algebraic expression.** A collection of symbols, including one or more variables and possibly numbers and operation symbols. For example,  $3x + 6$ ,  $x$ ,  $5x$ , and  $21 - 2w$  are all algebraic expressions.

**algebraic modelling.** The process of representing a relationship by an equation or a formula, or representing a pattern of numbers by an algebraic expression.

**algorithm.** A specific set of instructions for carrying out a procedure.

**altitude.** A line segment giving the height of a geometric figure. In a triangle, an altitude is found by drawing the perpendicular from a vertex to the side opposite. For example:



**analytic geometry.** A geometry that uses the  $xy$ -plane to determine equations that represent lines and curves.

**angle bisector.** A line that divides an angle into two equal parts.

**angle of elevation.** The angle formed by the horizontal and the line of sight (to an object above the horizontal).

**application.** The use of mathematical concepts and skills to solve problems drawn from a variety of areas.

**binomial.** An algebraic expression containing two terms; for example,  $3x + 2$ .

**chord.** A line segment joining two points on a curve.

**coefficient.** The factor by which a variable is multiplied. For example, in the term  $5x$ , the coefficient is 5; in the term  $ax$ , the coefficient is  $a$ .

**computer algebra system (CAS).** A software program that manipulates and displays mathematical expressions (and equations) symbolically.

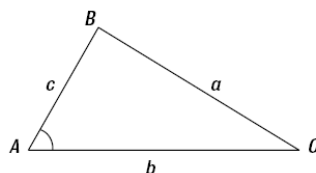
**congruence.** The property of being congruent. Two geometric figures are congruent if they are equal in all respects.

**conjecture.** A guess or prediction based on limited evidence.

**constant rate of change.** A relationship between two variables illustrates a constant rate of change when equal intervals of the first variable are associated with equal intervals of the second variable. For example, if a car travels at 100 km/h, in the first hour it travels 100 km, in the second hour it travels 100 km, and so on.

**cosine law.** The relationship, for any triangle, involving the cosine of one of the angles and the lengths of the three sides; used to determine unknown sides and angles in triangles. If a triangle has sides  $a$ ,  $b$ , and  $c$ , and if the angle  $A$  is opposite side  $a$ , then:

$$a^2 = b^2 + c^2 - 2bc \cos A.$$



**cosine ratio.** For either of the two acute angles in a right triangle, the ratio of the length of the adjacent side to the length of the hypotenuse.

**counter-example.** An example that proves that a hypothesis or conjecture is false.

**curve of best fit.** The curve that best describes the distribution of points in a scatter plot.

**deductive reasoning.** The process of reaching a conclusion by applying arguments that have already been proved and using evidence that is known to be true.

**diagonal.** In a polygon, a line segment joining two vertices that are not next to each other (i.e., not joined by one side).

**difference of squares.** An expression of the form  $a^2 - b^2$ , which involves the subtraction of two squares.

**direct variation.** A relationship between two variables in which one variable is a constant multiple of the other.

**dynamic geometry software.** Computer software that allows the user to plot points and create graphs on a coordinate system, measure line segments and angles, construct two-dimensional shapes, create two-dimensional representations of three-dimensional objects, and transform constructed figures by moving parts of them.

**evaluate.** To determine a value for.

**exponent.** A special use of a superscript in mathematics. For example, in  $3^2$ , the exponent is 2. An exponent is used to denote repeated multiplication. For example,  $5^4$  means  $5 \times 5 \times 5 \times 5$ .

**extrapolate.** To estimate values lying outside the range of given data. For example, to extrapolate from a graph means to estimate coordinates of points beyond those that are plotted.

**factor.** To express a number as the product of two or more numbers, or an algebraic expression as the product of two or more other algebraic expressions. Also, the individual numbers or algebraic expressions in such a product.

**finite differences.** Given a table of values in which the  $x$ -coordinates are evenly spaced, the first differences are calculated by subtracting consecutive  $y$ -coordinates. The second differences are calculated by subtracting consecutive first differences, and so on. In a linear relation, the first differences are constant; in a quadratic relation of the form  $y = ax^2 + bx + c$  ( $a \neq 0$ ), the second differences are constant. For example:

| $x$ | $y$ | First Difference | Second Difference |
|-----|-----|------------------|-------------------|
| 1   | 1   |                  |                   |
| 2   | 4   | $4 - 1 = 3$      | $5 - 3 = 2$       |
| 3   | 9   | $9 - 4 = 5$      | $7 - 5 = 2$       |
| 4   | 16  | $16 - 9 = 7$     | $9 - 7 = 2$       |
| 5   | 25  | $25 - 16 = 9$    |                   |

**first-degree equation.** An equation in which the variable has the exponent 1; for example,  $5(3x - 1) + 6 = -20 + 7x + 5$ .

**first-degree polynomial.** A polynomial in which the variable has the exponent 1; for example,  $4x + 20$ .

**first differences.** See **finite differences**.

**generalize.** To determine a general rule or make a conclusion from examples. Specifically, to determine a general rule to represent a pattern or relationship between variables.

**graphing calculator.** A hand-held device capable of a wide range of mathematical operations, including graphing from an equation, constructing a scatter plot, determining the equation of a curve of best fit for a scatter plot, making statistical calculations, performing symbolic manipulation. Many graphing calculators will attach to scientific probes that can be used to gather data involving physical measurements (e.g., position, temperature, force).

**graphing software.** Computer software that provides features similar to those of a graphing calculator.

**hypothesis.** A proposed explanation or position that has yet to be tested.

**imperial system.** A system of weights and measures built on the basic units of measure of the yard (length), the pound (mass), the gallon (capacity), and the second (time). Also called the *British system*.

**inductive reasoning.** The process of reaching a conclusion or making a generalization on the basis of specific cases or examples.

**inference.** A conclusion based on a relationship identified between variables in a set of data.

**integer.** Any one of the numbers  $\dots, -4, -3, -2, -1, 0, +1, +2, +3, +4, \dots$

**intercept.** See *x-intercept*, *y-intercept*.

**interpolate.** To estimate values lying between elements of given data. For example, to interpolate from a graph means to estimate coordinates of points between those that are plotted.

**inverse operations.** Two operations that “undo” or “reverse” each other. For example, addition and subtraction are inverse operations, since  $a + b = c$  means that  $c - a = b$ . “Squaring” and “taking the square root” are inverse operations, since, for example,  $5^2 = 25$  and the (principal) square root of 25 is 5.

**linear relation.** A relation between two variables that appears as a straight line when graphed on a coordinate system. May also be referred to as a *linear function*.

**line of best fit.** The straight line that best describes the distribution of points in a scatter plot.

**manipulate.** To apply operations, such as addition, multiplication, or factoring, on algebraic expressions.

**mathematical model.** A mathematical description (e.g., a diagram, a graph, a table of values, an equation, a formula, a physical model, a computer model) of a situation.

**mathematical modelling.** The process of describing a situation in a mathematical form. See also **mathematical model**.

**median.** *Geometry.* The line drawn from a vertex of a triangle to the midpoint of the opposite side. *Statistics.* The middle number in a set, such that half the numbers in the set are less and half are greater when the numbers are arranged in order.

**method of elimination.** In solving systems of linear equations, a method in which the coefficients of one variable are matched through multiplication and then the equations are added or subtracted to eliminate that variable.

**method of substitution.** In solving systems of linear equations, a method in which one equation is rearranged and substituted into the other.

**model.** See **mathematical model**.

**monomial.** An algebraic expression with one term; for example,  $5x^2$ .

**motion detector.** A hand-held device that uses ultrasound to measure distance. The data from motion detectors can be transmitted to graphing calculators.

**multiple trials.** A technique used in experimentation in which the same experiment is done several times and the results are combined through a measure such as averaging. The use of multiple trials “smooths out” some of the random occurrences that can affect the outcome of an individual trial of an experiment.

**non-linear relation.** A relationship between two variables that does not fit a straight line when graphed.

**non-real root of an equation.** A solution to an equation that is not an element of the set of real numbers (e.g.,  $\sqrt{-16}$ ). See **real root of an equation**.

**optimal value.** The maximum or minimum value of a variable.

**parabola.** The graph of a quadratic relation of the form  $y = ax^2 + bx + c$  ( $a \neq 0$ ). The graph, which resembles the letter “U”, is symmetrical.

**partial variation.** A relationship between two variables in which one variable is a multiple of the other, plus some constant number. For example, the cost of a taxi fare has two components, a flat fee and a fee per kilometre driven. A formula representing the situation of a flat fee of \$2.00 and a fee rate of \$0.50/km would be  $F = 0.50d + 2.00$ , where  $F$  is the total fare and  $d$  is the number of kilometres driven.

**polygon.** A closed figure formed by three or more line segments. Examples of polygons are triangles, quadrilaterals, pentagons, and octagons.

**polynomial.** See **polynomial expression**.

**polynomial expression.** An algebraic expression taking the form  $a + bx + cx^2 + \dots$ , where  $a$ ,  $b$ , and  $c$  are numbers.

**population.** *Statistics.* The total number of individuals or items under consideration in a surveying or sampling activity.

**primary trigonometric ratios.** The basic ratios of trigonometry (i.e., sine, cosine, and tangent).

**prism.** A three-dimensional figure with two parallel, congruent polygonal bases. A prism is named by the shape of its bases; for example, rectangular prism, triangular prism.

**proportional reasoning.** Reasoning or problem solving based on the examination of equal ratios.

**Pythagorean theorem.** The conclusion that, in a right triangle, the square of the length of the longest side is equal to the sum of the squares of the lengths of the other two sides.

**quadratic equation.** An equation that contains at least one term whose exponent is 2, and no term with an exponent greater than 2; for example,  $x^2 + 7x + 10 = 0$ .

**quadratic formula.** A formula for determining the roots of a quadratic equation of the form  $ax^2 + bx + c = 0$ . The formula is phrased in terms of the coefficients of the quadratic equation:

$$x = \frac{-b \pm \sqrt{b^2 - 4ac}}{2a}$$

**quadratic relation.** A relation whose equation is in quadratic form; for example,  $y = x^2 + 7x + 10$ .

**quadrilateral.** A polygon with four sides.

**rate of change.** The change in one variable relative to the change in another. The slope of a line represents rate of change.

**rational number.** A number that can be expressed as the quotient of two integers where the divisor is not 0.

**realistic situation.** A description of an event or events drawn from real life or from an experiment that provides experience with such an event.

**real root of an equation.** A solution to an equation that is an element of the set of real numbers. The set of real numbers includes all numbers commonly used in daily life: all fractions, all decimals, all negative and positive numbers.

**regression.** A method for determining the equation of a curve (not necessarily a straight line) that fits the distribution of points on a scatter plot.

**relation.** An identified relationship between variables that may be expressed as a table of values, a graph, or an equation.

**representivity.** A principle of data analysis that involves selecting a sample that is typical of the characteristics of the population from which it is drawn.

**right bisector.** The line that is perpendicular to a given line segment and that passes through its midpoint.

**right triangle.** A triangle containing one  $90^\circ$  angle.

**sample.** A small group chosen from a population and examined in order to make predictions about the population.

**sampling technique.** A process for collecting a sample of data.

**scatter plot.** A graph that attempts to show a relationship between two variables by means of points plotted on a coordinate grid. Also called *scatter diagram*.

**scientific probe.** A device that may be attached to a graphing calculator or to a computer in order to gather data involving measurement (e.g., position, temperature, force).

**second-degree polynomial.** A polynomial in which the variable in at least one term has an exponent 2, and no variable has an exponent greater than 2; for example,  $4x^2 + 20$  or  $x^2 + 7x + 10$ .

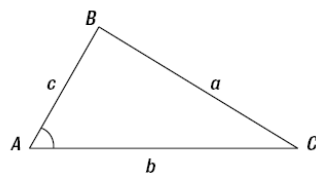
**second differences.** See **finite differences**.

**similar triangles.** Triangles in which corresponding sides are proportional.

**simulation.** A probability experiment to estimate the likelihood of an event. For example, tossing a coin is a simulation of whether the next person you meet will be male or female.

**sine law.** The relationships, for any triangle, involving the sines of two of the angles and the lengths of the opposite sides; used to determine unknown sides and angles in triangles. If a triangle has sides  $a$ ,  $b$ , and  $c$ , and if the angles opposite each side are  $A$ ,  $B$ , and  $C$ , respectively, then:

$$\frac{a}{\sin A} = \frac{b}{\sin B} = \frac{c}{\sin C}$$



**sine ratio.** For either of the two acute angles in a right triangle, the ratio of the length of the opposite side to the length of the hypotenuse.

**slope.** A measure of the steepness of a line, calculated as the ratio of the rise (vertical change between two points) to the run (horizontal change between the same two points).

**spreadsheet.** Computer software that allows the entry of formulas for repeated calculation.

**stretch factor.** A coefficient in an equation of a relation that causes stretching of the corresponding graph. For example, the graph of  $y = 3x^2$  appears to be narrower than the graph of  $y = x^2$  because its  $y$ -coordinates are three times as great for the same  $x$ -coordinate. (In this example, the coefficient 3 causes the graph to stretch vertically, and is referred to as a *vertical stretch factor*.)

**substitution.** The process of replacing a variable by a value. See also **method of substitution**.

**system of linear equations.** Two or more linear equations involving two or more variables. The solution to a system of linear equations involving two variables is the point of intersection of two straight lines.

**table of values.** A table used to record the coordinates of points in a relation. For example:

| $x$ | $y = 3x - 1$ |
|-----|--------------|
| -1  | -4           |
| 0   | -1           |
| 1   | 2            |
| 2   | 5            |

**tangent ratio.** For either of the two acute angles in a right triangle, the ratio of the length of the opposite side to the length of the adjacent side.

**transformation.** A change in a figure that results in a different position, orientation, or size. The transformations include *translation*, *reflection*, *rotation*, *compression*, and *stretch*.

**trapezoid.** A quadrilateral with one pair of parallel sides.

**variable.** A symbol used to represent an unspecified number. For example,  $x$  and  $y$  are variables in the expression  $x + 2y$ .

**vertex.** The point at which two sides of a polygon meet.

**$x$ -intercept.** The  $x$ -coordinate of a point at which a line or curve intersects the  $x$ -axis.

**$xy$ -plane.** A coordinate system based on the intersection of two straight lines called axes, which are usually perpendicular. The horizontal axis is the  $x$ -axis, and the vertical axis is the  $y$ -axis. The point of intersection of the axes is called the origin.

**$y$ -intercept.** The  $y$ -coordinate of a point at which a line or curve intersects the  $y$ -axis.

**zeros of a relation.** The values of  $x$  for which a relation has a value of zero. The zeros of a relation correspond to the  $x$ -intercepts of its graph. See also  **$x$ -intercept**.